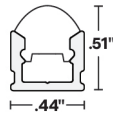





MICRO 5 ATOM-OPTICS (02) RGB

24VDC Linear Fixtures - Surface & Recessed



- MICRO 5 Series linear LED fixture engineered for exceptional light quality and even distribution, seamlessly blending with millwork details
- Features an optically enhanced lens
- 60% smaller than ESSENTIALS-TORQ
- Delivers equivalent efficacy as standard size fixtures
- Ideal for surface mounted or recessed installations that call for low-profile light in small areas
- Features a stainless steel mounting clip, making installation and repositioning effortless
- Red, Green, and Blue LED allows for color changing applications
- Consult factory for field assembly options

INFORMATION REQUIRED FOR LIGHTING SCHEDULE

| 1 | 2 | 3 | 4 | 5 |
|-------------|-----------|-----|-------|------|
| PRODUCT | WATTS/ FT | CCT | RATED | LENS |
| ATOM-02-RGB | 4.0 | RGB | | 20D |

ADDITIONAL INFORMATION REQUIRED TO ORDER

| 6 | 7 | 8 | 9 | 10 | 11 | 12 | 13 | 14 |
|--------------------|--------------------|---------------------|------------|-----------|----------|--------|-------------|----------------|
| WIRE INPUT/ OUTPUT | CONNECTOR/ WIRE IN | CONNECTOR/ WIRE OUT | WIRE COLOR | WIRE TYPE | MOUNTING | FINISH | LENGTH (IN) | EXACT/ OPTIMAL |
| | | | | | SST | | | |

Sample Part Number: **ATOM-02-RGB-4.0-RGB-DRY-20D-S1-BW-CLS-SST-ST-48"-E**

| | | | | | | | | |
|--|--|--|---|--|--|---|--|---|
| 1 PRODUCT ATOM-02-RGB See following pages for compatible power supplies. | 2 WATTS/FT 4.0 4.0W/ft | 3 CCT RGB | 4 RATED DRY IP20 DMP IP54 | 5 LENS 20D Optical 20° For representation of LED visibility, see Diode Visibility section on following pages. For beam angles, see Photometric Performance section on following pages | | | | |
| 6 WIRE INPUT/OUTPUT SINGLE (Input only) S1 End Feed S2 Bottom Feed S3 Left Side Feed S4 Right Side Feed For continuous mounting, consider bottom feed. PASS THROUGH (Input/output) P1 End Feed P2 Bottom Feed P3 Left Side Feed P4 Right Side Feed For continuous mounting, consider bottom feed. | 7 CONNECTOR/WIRE IN BW Bare Wire (Standard 24") CON6 Connector 6" CON24 Connector 24" BW: Standard length is 24", Max length is 120". Request custom length by writing in part number next to BW (example: BW48) | 8 CONNECTOR/WIRE OUT CLS Closed End (No feed) BW Bare Wire (Standard 24") CON6 Connector 6" CON24 Connector 24" BW: Standard length is 24", Max length is 120". Request custom length by writing in part number next to BW (example: BW48) | 9 WIRE COLOR WH White BK Black | 10 WIRE TYPE CL2 Class 2 CL2P Plenum Rated CL2P only available with bare wire leads (BW) | 11 MOUNTING SST Stainless Steel | 12 FINISH ST Satin BK Black CU Custom Custom finishes require a longer lead time, consult factory | 13 LENGTH (IN) Minimum length is 12", maximum length is 98.43" not including end caps. Contact us for lengths under 12". | 14 EXACT/OPTIMAL E Exact specified length O Optimal illumination |

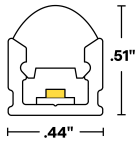
5 year warranty | Warranty only valid with QTL power supplies | Field modifications void warranty | Data subject to change, all data has +/- 5% tolerance



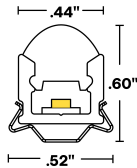
MICRO 5 ATOM-OPTICS (02) RGB

24VDC Linear Fixtures - Surface & Recessed

1 PRODUCT - DIMENSIONS



Profile with 20D lens



Profile with 20D lens and stainless steel mounting clip

2 DELIVERED LUMENS

[Calculated L70 = 52000 hrs]
Tested with ATOM-02-RGB-4.0-RGB-DRY

| | Red | | Green | | Blue | | All |
|-----|-------|------------|-------|------------|-------|------------|-----|
| | LM/FT | Wavelength | LM/FT | Wavelength | LM/FT | Wavelength | |
| 20D | 29 | 628 | 96 | 523 | 28 | 470 | 139 |

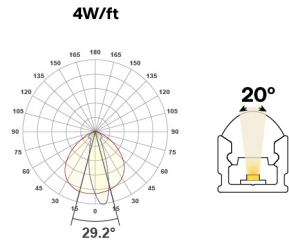
5 DIODE VISIBILITY



Optical lens

PHOTOMETRIC PERFORMANCE

Nominal beam spread shown, beam spread varies based on light engine. For more detailed information, see photometric data.



20D lens in green

TEMPERATURE RATINGS

| | | 4.0 W/FT | |
|-----|----------------------------------|----------|-------|
| | | Min | Max |
| DRY | Ambient Operating Temp - Surface | -4°F | 120°F |
| DMP | Ambient Operating Temp - Surface | -4°F | 115°F |

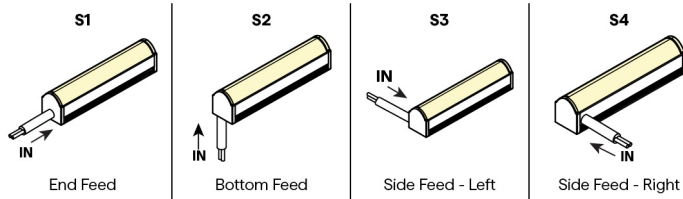


MICRO 5 ATOM-OPTICS (02) RGB

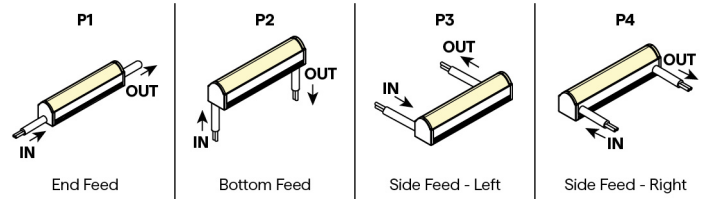
24VDC Linear Fixtures - Surface & Recessed

6 WIRE INPUT/OUTPUT

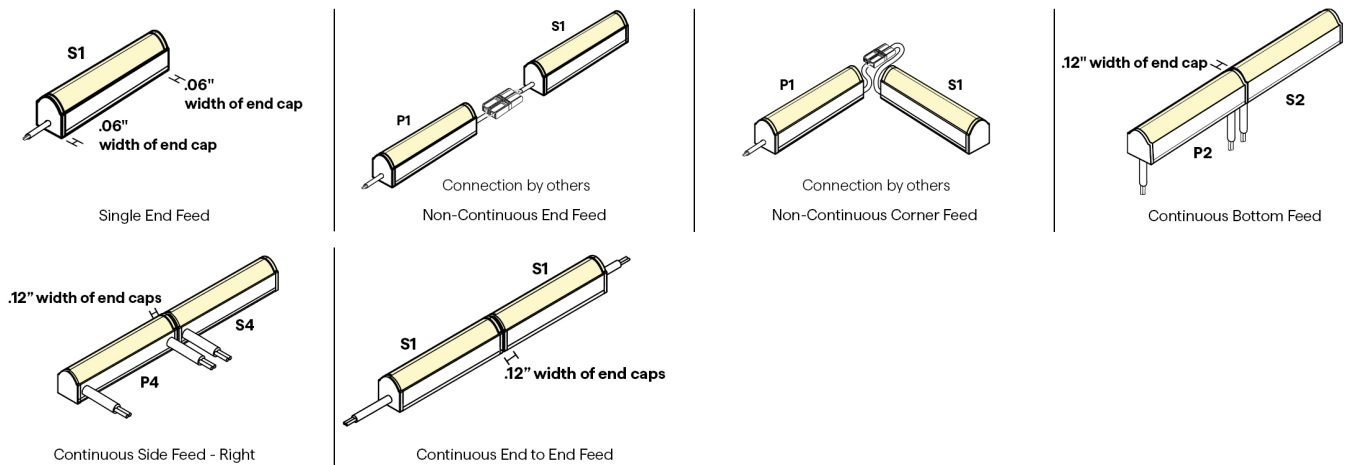
SINGLE (Input only)



PASS THROUGH (Input/Output)

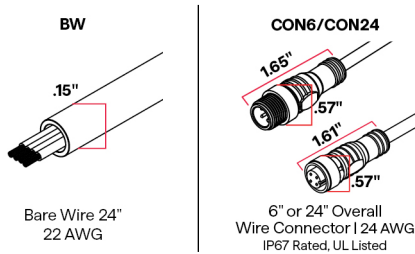


CONFIGURATION OPTIONS



7 / 8 CONNECTOR/WIRE - IN/OUT

Connector/Wire In or Out not needed to specify product. Typical selection is S1 for Wire Input/Output, BW for Connector/Wire In, N/A for Connector/Wire Out



9 WIRE COLOR





MICRO 5 ATOM-OPTICS (02) RGB

24VDC Linear Fixtures - Surface & Recessed

11 MOUNTING

SST



Stainless Steel Clip

2 pieces of hardware provided for 4' or less; 4 pieces provided for greater than 4'

To order separately use SST-08

Each clip comes with a #4 x 5/8" Flat Head SS

12 FINISH



Satin

Black

Custom finishes require a longer lead time, consult factory

15 EXACT/OPTIMAL FIXTURE LENGTH

[E/O Length Calculator →](#)

[E/O Explained →](#)

Exact fixtures are the exact length specified. Optimal fixtures' length is rounded down based on LED cut points to allow the fixture to be illuminated end to end. For runs with multiple fixtures that need to fill a specific length, it's recommended to order all optimal fixtures with an exact fixture at the end of the run.



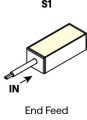


MICRO 5 ATOM-OPTICS (02) RGB



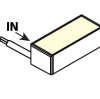
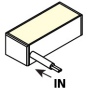
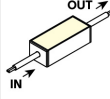



24VDC Linear Fixtures - Surface & Recessed

RGB DRY DMP LENGTHS BY INCH

EXACT LENGTH

| Requested Length | Potential dim spot on either end of a S1 fixture |
|------------------|---|
| | S1  End Feed |
| 12" | 1" |
| 13" | 0.5" |
| 14" | 1" |
| 15" | 0.5" |
| 16" | 1" |
| 17" | 0.5" |
| 18" | 1" |
| 19" | 0.5" |
| 20" | 1" |
| 21" | 0.5" |
| 22" | 1" |
| 23" | 0.5" |
| 24" | 1" |
| 36" | 1" |
| 48" | 1" |
| 60" | 1" |
| 72" | 1" |
| 84" | 1" |
| 96" | 1" |

OPTIMAL LENGTH

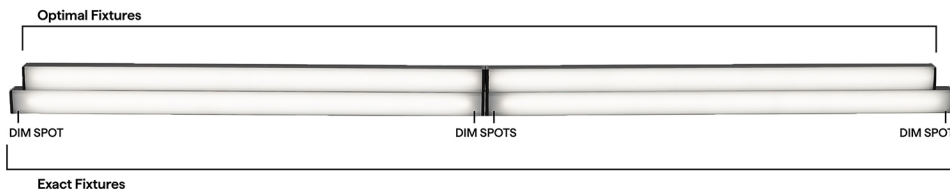
| Requested Nominal Length | S1 & S2 & S3 & S4 | | | | P1 & P2 & P3 & P4 | | | |
|--------------------------|---|--|---|---|---|--|---|--|
| | S1  End Feed | S2  Bottom Feed | S3  Side Feed - Left | S4  Side Feed - Right | P1  End Feed | P2  Bottom Feed | P3  Side Feed - Left | P4  Side Feed - Right |
| 12" | | | 10.48" | | | | 10.83" | |
| 13" | | | 12.48" | | | | 12.83" | |
| 14" | | | 12.48" | | | | 12.83" | |
| 15" | | | 14.48" | | | | 14.83" | |
| 16" | | | 14.48" | | | | 14.83" | |
| 17" | | | 16.48" | | | | 16.83" | |
| 18" | | | 16.48" | | | | 16.83" | |
| 19" | | | 18.48" | | | | 18.83" | |
| 20" | | | 18.48" | | | | 18.83" | |
| 21" | | | 20.48" | | | | 20.83" | |
| 22" | | | 20.48" | | | | 20.83" | |
| 23" | | | 22.48" | | | | 22.83" | |
| 24" | | | 22.48" | | | | 22.83" | |
| 36" | | | 34.48" | | | | 34.83" | |
| 48" | | | 46.48" | | | | 46.83" | |
| 60" | | | 58.48" | | | | 58.83" | |
| 72" | | | 70.48" | | | | 70.83" | |
| 84" | | | 82.48" | | | | 82.83" | |
| 96" | | | 94.48" | | | | 94.83" | |

14 EXACT/OPTIMAL FIXTURE LENGTH

[E/O Length Calculator →](#)

[E/O Explained →](#)

Exact fixtures are the exact length specified. Optimal fixtures' length is rounded down based on LED cut points to allow the fixture to be illuminated end to end. For runs with multiple fixtures that need to fill a specific length, it's recommended to order all optimal fixtures with an exact fixture at the end of the run.



COMPATIBLE POWER SUPPLIES

See power supplies cut sheets for more information. Data subject to change, all data has +/- 5% tolerance.

| DIM TO LEVEL | INDOOR |
|--------------|--|
| | MICRO 5-RGB |
| 0.1% | QT-CAB-eLED+DALI-DT8 QT-CAB-eLED+DMX QTM-eLED+DALI-DT8 QTM-eLED+DMX QZ-DMX |
| 1% | QZ-DALI-DT8 |
| 10% | Non-Dim Power Supply with RGB App Dongle |




MICRO 5 ATOM-OPTICS (02) RGB

24VDC Linear Fixtures - Surface & Recessed

| DIMMING PROTOCOL | INDOOR |
|---------------------|--|
| | MICRO 5-RGB |
| DMX | QTM-eLED+DMX QZ-DMX |
| DALI-2: DT8 | QT-CAB-eLED+DALI-DT8 QTM-eLED+DALI-DT8 QZ-DALI-DT8 |

COMPATIBLE MOUNTING ACCESSORIES


HINGE - HMB-S



1.41" .51"


Adjustable mounting bracket - Small

VHB




Double sided mounting tape

NJ-GRAZER




J Mounting Bracket

BL-GRAZER



Backwards L Mounting Bracket


NU-GRAZER



U Mounting Bracket

COMPATIBLE WIRING ACCESSORIES

Q-mini-J5



2.80" 2.27"

UL Listed, miniature junction box, DRY/DMP (WET rated with silicone)

COMPATIBLE CONTROL ACCESSORIES

SCENE APP DONGLE



1.36" 2.58"

Wi-Fi or Bluetooth Connectivity

COMPATIBLE APPS

NFC APP



Q-NFC

Read and write DMX addresses and adjust voltage